



## Summary Feedback

(Combined feedback broadcasted twice this week)

### **PRE-RECORDED: Basildon FRCR 2B 'A to Zee' Course 2020**

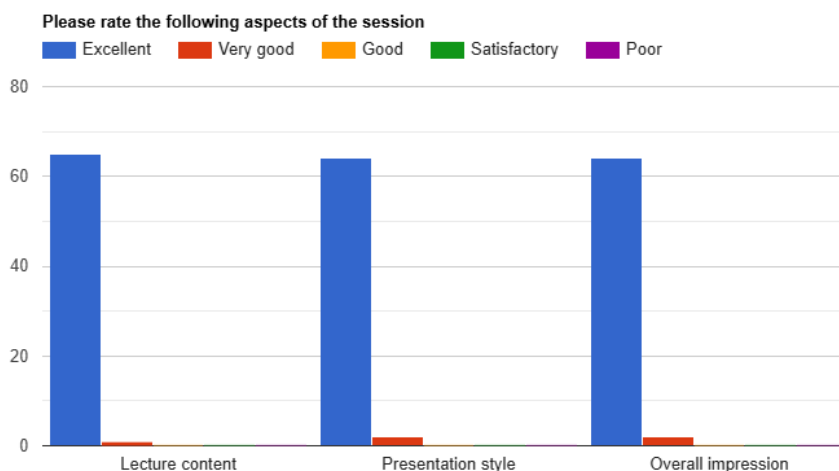
## **Session 16/38**

**Paediatrics for FRCR GIT & GUT Tumours & Renal Pathologies  
(19<sup>th</sup> & 20<sup>th</sup> July 2025)**

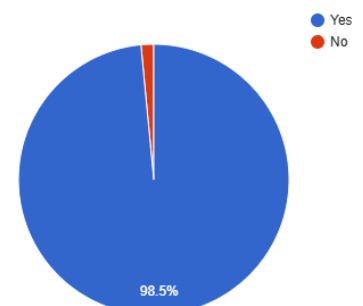
**Lecturer: Samantha Low & Tobi Aderotimi**

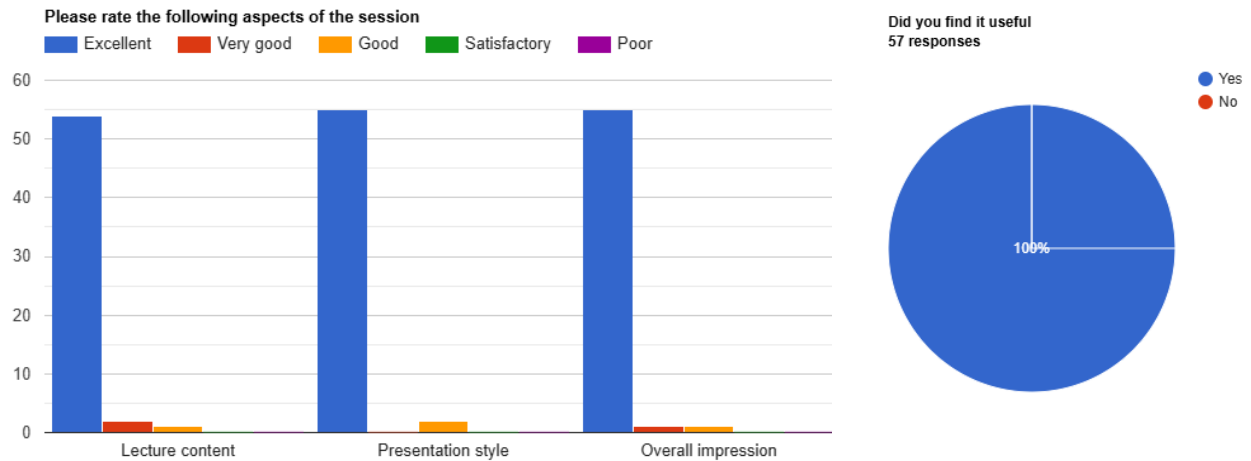
### **Summary Points:**

- Total Attendees: 322 from 42 Countries (Algeria, Austria, Bahrain, Bangladesh, Canada, Dominica, Egypt, Ethiopia, Ghana, Hong Kong, India, Indonesia, Iran, Iraq, Ireland, Jordan, Kenya, Kuwait, Libya, Malaysia, Maldives, Morocco, Namibia, Nigeria, Norway, Oman, Pakistan, Palestine, Qatar, Saudi Arabia, Singapore, South Africa, Sri Lanka, Sudan, Swaziland, Tanzania, Thailand, Türkiye, UAE, UK, Yemen, Zimbabwe).
- Total duration: 3 hours (each session broadcasted twice during the week)
- Total feedback received from 123 participants, from three different broadcasts



Did you find it useful  
66 responses





## Testimonials

- Excellent case based discussion mimicking exam situation with clear explanation and feedback (Egypt).
- A single session helped cover the entire topic with relevant points (Singapore).
- For me the interesting cases are the most helpful. Also good to see and learn how we should go through them in an exam situation (Austria).
- The great variety of cases with crisp and accurate explanations were useful. These classes help us to improve our concepts a lot. Thank you Dr. Khan for such good sessions (India).
- The spectrum of coverage was incredibly broad (Zimbabwe).
- Good teaching, good images. Totally enjoyed it. CNS is my favorite (Nigeria).
- The variation of the cases and modalities was great (Thailand).
- Very useful for both clinical and exam purpose (Singapore).
- Great exam cases & day to day cases differentials (Saudi Arabia).
- Good review of the common GIT and GUT pediatric cases (Ethiopia).
- All of urology fully covered. Thank U of the brain-good examples and explanations (UK).
- I liked the array of cases and the patient teaching style (Nigeria).
- I liked the different pathologies and the interesting cases (Sudan).
- Case selection, case summary and feedback style were awesome (UK).
- All the aspects covered were very useful (UAE).
- Excellent cases and teaching (Saudi Arabia).
- Best platform for FRCR preparation (Pakistan).
- Very good (Ethiopia).
- 10/10! (UK).
- Very good (Egypt).
- Excellent thanks for your help (UK).
- The cases, viva points and nuclear medicine were brilliant (UK).
- The unique teaching approach of Dr. Tobi is incredible (Sudan).
- Excellent cross-sectional images, great summary slides (UK).
- Very educative (Nigeria).
- Excellent range of cases with multiple modalities (UK).
- Very Good (Pakistan).
- Everything was good (Zimbabwe).

- Pediatric head & neck, GI and GUT viva cases were well taught (UK).
- Informative (Saudi Arabia).
- Great lecture (Zimbabwe).
- Awesome (Pakistan).
- Perfect (Pakistan).
- Very nice lesson (Sudan).
- It's great (Egypt).
- I liked the additional extra of head and neck neuroradiology, surprise but please (UK).
- It was perfect (UAE).
- Excellent teaching (UK).
- Very impactful session (Nigeria).
- Helpful session (UK).
- Very good session (Pakistan).
- Nice session (Saudi Arabia).
- Excellent delivery (Nigeria).
- Great teaching (UK).
- Awesome (Singapore).
- Excellent cases and explanation (UK).
- Excellent teaching session (Nigeria).
- Topics well covered (Saudi Arabia).
- Excellent paediatric session (Saudi Arabia).
- Excellent selection of cases (UK).
- Brilliant (UK).
- Well presented, thank you (Austria).
- Great knowledge (Pakistan).
- The cases were amazing (India).
- Excellent case collection (Pakistan).
- Detailed discussion (Pakistan).
- I liked the case presentation (Nigeria).
- Excellent selection of cases (Pakistan).
- Brilliant cases and way of delivery (Pakistan).
- The description slide was very helpful (Pakistan).
- Very good (Malaysia).
- Very nice cases (UK).
- The cases and the ddxs were very useful (Jordan).
- I liked the examples of the cases (Malaysia).
- All the aspects were useful (UK).
- Nice cases (Sudan).
- The discussion of differentials after the case was very helpful (UK).
- Interesting cases and ddx (Türkiye).
- Excellent presentation overall (India).
- It was perfect (UAE).
- I liked the approach for paediatric cases (UK).
- Great cases, good pace (UK).
- Covered almost all pediatric tumors (Pakistan).
- All of it was very useful & valuable (Egypt).
- The images and discussions were great (UK).

- Case variety was amazing (Pakistan).
- Good cases (UK).
- Great cases (Libya).
- Everything was good (Zimbabwe).
- It's all useful (UK).
- Good cases (Iraq).

